



Judiciary in Khyber Pakhtunkhwa

Presentation to worthy Participants of
101st National Management Course at
Peshawar High Court, Peshawar

Justice Yahya Afridi, Senior Puisne Judge

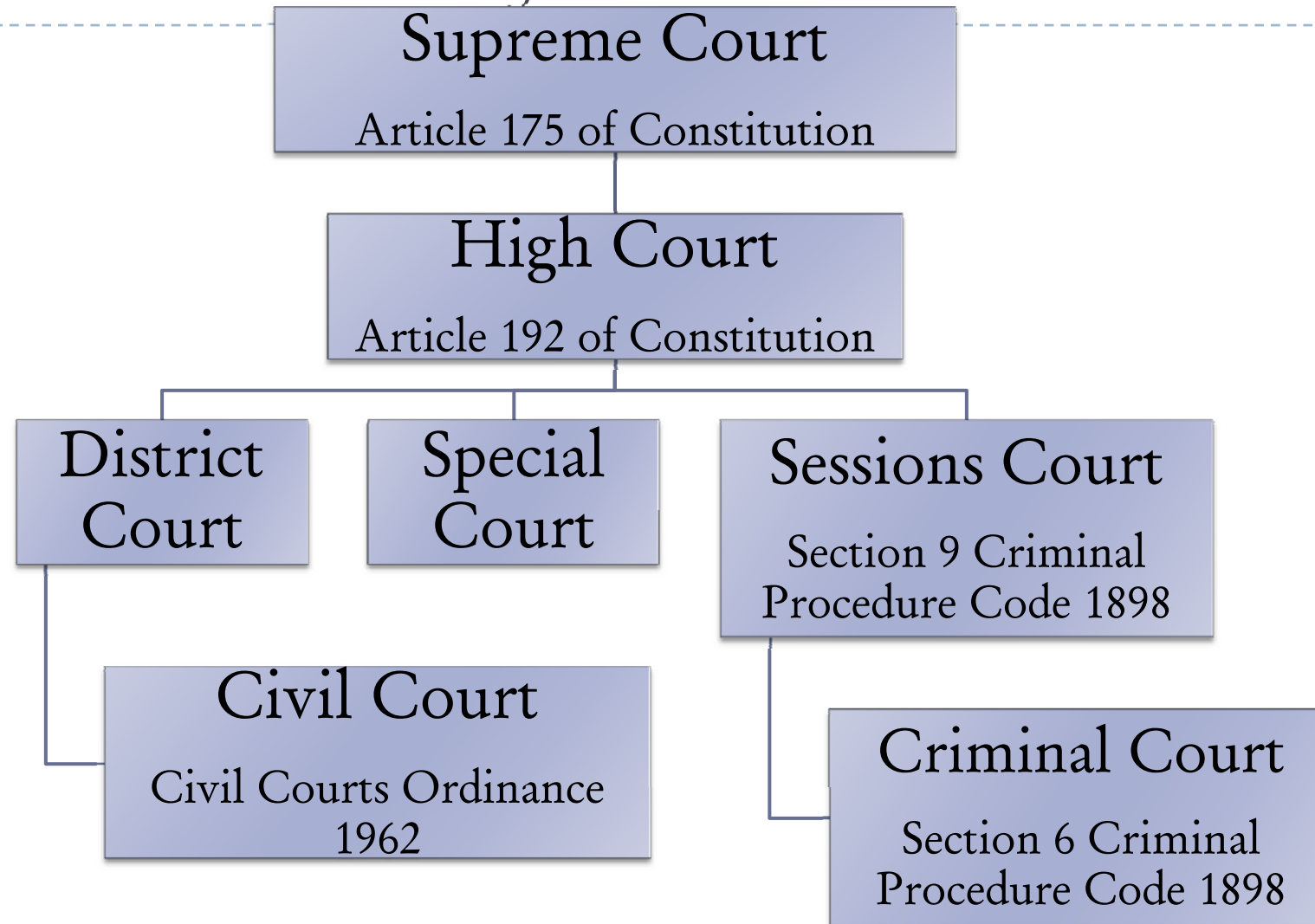
Constitutional Mandate

- ▶ Article 175 of the Constitution of Pakistan

“There shall be a Supreme Court of Pakistan, a High Court for each Province and a High Court for the Islamabad Capital Territory and such other courts as may be established by law.”



Judicial Hierarchy



District Judiciary



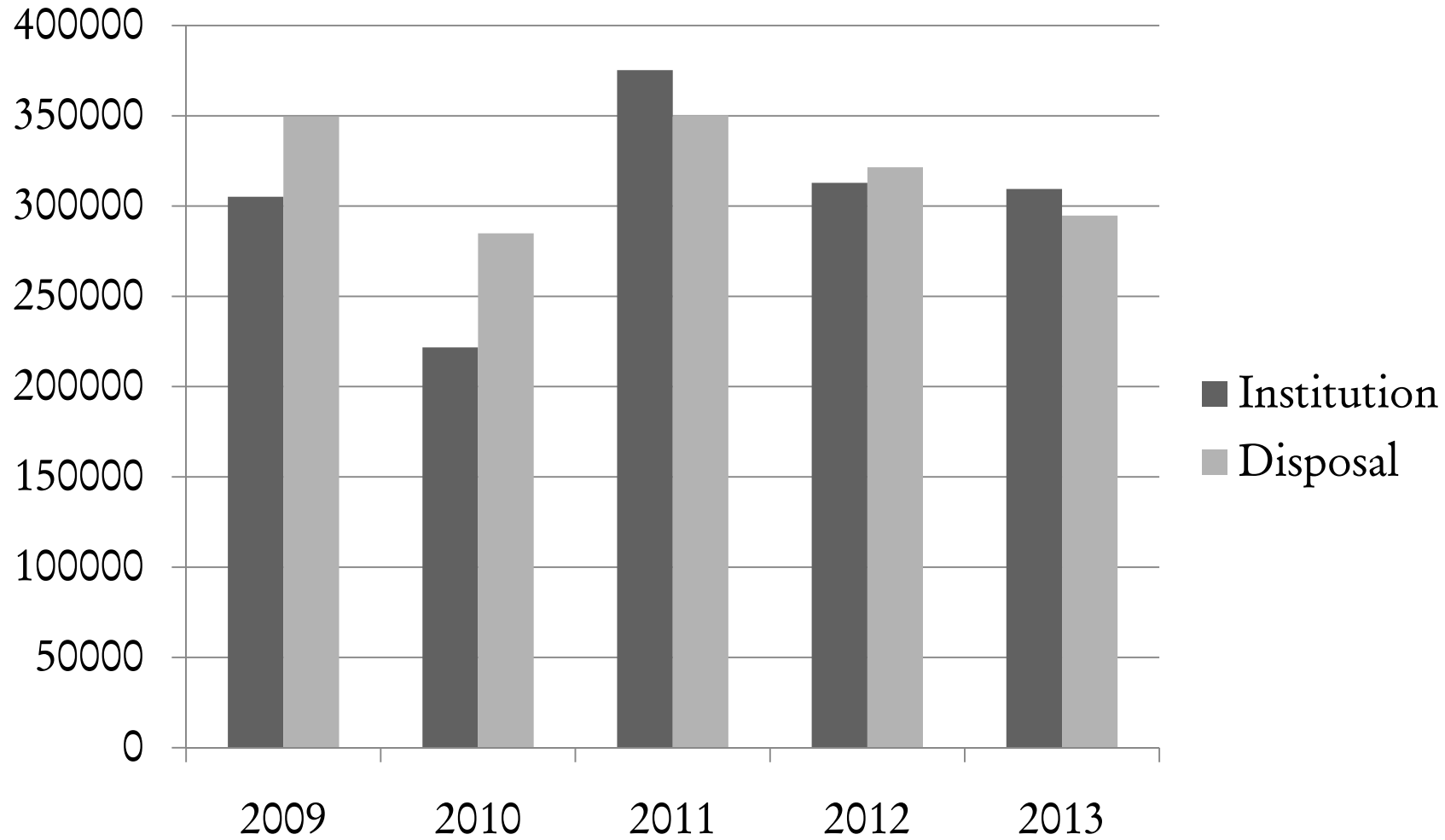
The Strength

Post	Sanctioned Strength	Working Strength		
		In-Field	Male	Female
District & Sessions Judges	25	21	21	0
Additional District & Sessions Judges	103	79	71	8
Senior Civil Judges	25	24	19	5
Civil Judge/Judicial Magistrates/Family Judges	297	209	164	45

Ex-Cadre: 32 District & Sessions Judge (27Male, 5Female), 13 Additional District & Sessions Judge (Male10, Female 3) and 6 Civil Judge Cum Judicial Magistrate (4Male, 2Female)




Institution & Disposal Graph



Progress...

Year	Institution	Disposal	No. of Courts/Judges	Per Court Work Load	Per Court/Judge Disposal	Disposal Percentage
2009	305147	349518	367	361	952	114.54%
2010	221695	284921	358	223	796	128.52%
2011	375304	350231	372	293	941	93.32%
2012	312861	321506	372	299	864	102.76%
2013	309437	294726	363	366	812	95.25%
2014 (Upto Aug 2014)	210837	208408	349	348	597	98.84%



Current Status as on August 2014

District	No. Of Courts	Civil Cases	Cr. Cases	Blance	Case per Court/Judge
Peshawar	47	11418	6032	17450	371
Nowshera	12	3195	2540	5735	478
Charsadda	14	2187	2082	4269	305
Mardan	23	6859	4526	11385	495
Swabi	18	4380	3602	7982	443
Malakand	7	1156	746	1902	272
Swat	22	3745	1264	5009	228
Shangla	8	524	262	786	98
Lower Dir	12	1576	782	2358	197
Upper Dir	10	867	1667	2534	253
Buner	8	1446	473	1919	240
Chitral	9	1333	790	2123	236

Current Status as on August 2014

District	No. Of Courts	Civil Cases	Cr. Cases	Blance	Case per Court/Judge
D.I.Khan	22	5140	2739	7879	358
Tank	5	801	688	1489	298
Bannu	15	2155	1766	3921	261
Lakki	11	2052	1892	3944	359
Kohat	15	3352	3322	6674	445
Hangu	6	337	753	1090	182
Karak	12	2039	1836	3875	323
Haripur	20	6396	2295	8691	435
Abbottabad	23	7142	3311	10453	454
Mansehra	20	5444	2861	8305	415
Batagram	7	749	459	1208	173
Kohistan	3	216	304	520	173

High Court



The Strength

Sanctioned

20 including the worthy
Chief Justice

Working

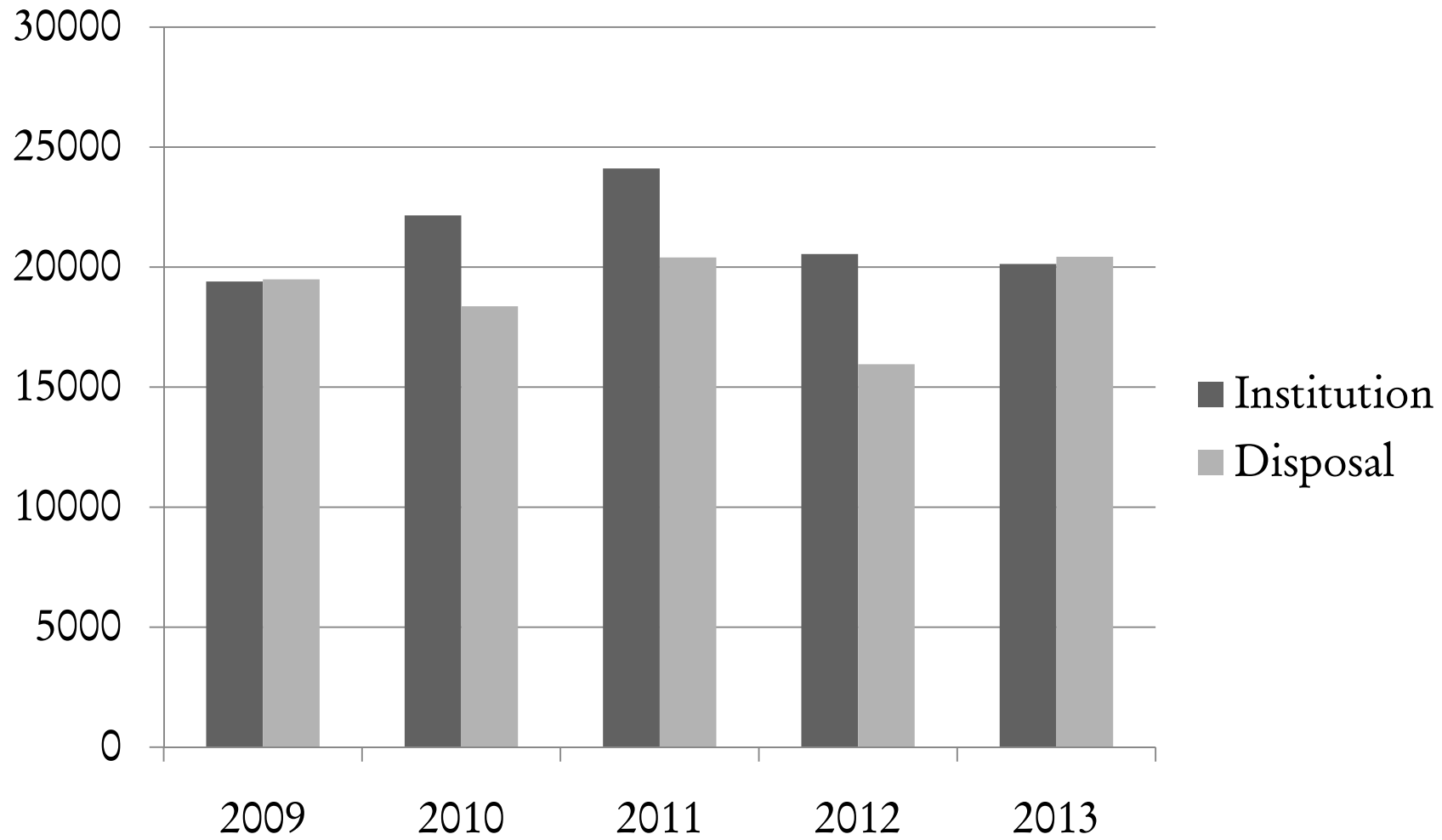
15 including the worthy
Chief Justice



During the Year-2014

Bench	Pending as on 01.01.2014	Institution	Disposal	Balance	Disposal Ratio
Principal Seat	11697	6934	6014	12617	86.73%
Abbottabad Bench	5062	2298	2295	5065	99.87%
D.I.Khan Bench	1375	1930	1427	1878	73.94%
Darul Qaza Bench	5211	1755	2123	4843	120.97%
Bannu Bench	2960	1270	1068	3162	84.09%
Circuit Court Chitral	411		102	309	24.82%
TOTAL	26716	14187	13029	27874	91.84%

Five Years



Progress...

Year	Number of Judges	Pending	Institution	Disposal	Balance	Average disposal per Judge
2009	10	15287	19402	19494	15195	1949
2010	16	15195	22158	18372	18981	1148
2011	14	18981	24111	20407	22685	1458
2012	11	22685	20548	15957	27276	1451
2013	18	27276	20133	20432	26977	1135
2014 (upto Aug)	15	26977	14859	13962	27874	931

1850 Cases per Judge



Service Matters

Year	Institution	Disposal	Institution Percentage	Disposal Rate
2009	779	764	4.02%	98.07%
2010	1570	1490	7.09%	94.90%
2011	1382	1232	5.73%	89.15%
2012	1416	1172	6.89%	82.77%
2013	1395	894	6.93%	64.09%
2014 (upto Aug)	1220	327	8.21%	26.80%

Access to Justice

- ▶ Judicial Academy
 - ▶ No. of 1343 Judges /342 Staff/763 Others trained
 - ▶ No. of 75 Courses
 - ▶ Radio Meezan (FM 96.6)
 - ▶ Awareness of Citizens of their rights and legal education
 - ▶ Mobile Court
 - ▶ Automation
 - ▶ High Court
 - ▶ Call Center for Litigant Public (1042)
 - ▶ Case Flow Management System
 - ▶ Human Resource Management
 - ▶ Library Management System
 - ▶ Judgments of Hon'ble Judges online
 - ▶ Web Site of Peshawar High Court
 - ▶ District Judiciary
 - ▶ Web site of District Court Swat, Peshawar, Battagram
-

